

# Integrity.....

# Warranty Platform



## Integrity<sup>MT6</sup>

The Integrity<sup>MT6</sup> solution is a fully integrated system designed for optimum network performance and reliability. The solution provides the end-user with a system warranty that spans 25 years, and assures that the Integrity<sup>MT6</sup> system will exceed the Category 6 standard relative to the following key electricals: Insertion Loss, NEXT, Power Sum NEXT, ACR, Power Sum ACR, ELFEXT, Power Sum ELFEXT and Return Loss. All Integrity channels are field-tested by Integrity Certified Installers using industry standard hand-held devices, assuring that you get what you pay for. To determine the guaranteed headroom performance shown below, over 30-million data points from several hundred channel tests were collected and analyzed. These channels consisted of three and four connector topologies — in both short and long cabling runs — to ensure true worst-case conditions. The testing also included the use of multiple hand-held testers (to simulate “real world” conditions). The following information attests to the system’s ability to exceed all system and application requirements established for a Category 6 system.

### System Components

Horizontal Cable:	MediaTwist <sup>®</sup>
Work Area:	MINI-COM <sup>®</sup> TX-6™ PLUS Jack Module
Telecommunications Room:	DP6™ PLUS Patch Panel
Consolidation Point:	MINI-COM TX-6 PLUS Jack Module
Patch Cords:	GIGA-PUNCH™ Punchdown System
	Integrity Bonded-Pair Cat 6 Patch Cords

### Applications

1000BaseT	1000Mbit/s (CB1G) ATM
1000BaseTX	155 Mbit/s ATM
100BaseTX	TP-PMD
10BaseT	Future applications intended for Cat 6 cabling

### Standards Compliance

ISO/IEC 11801  
 ANSI/TIA/EIA-568-B.1  
 ANSI/TIA/EIA-568-B.2  
 ANSI/TIA/EIA-569-A  
 ANSI/TIA/EIA-606-A

### Guaranteed Headroom

Electrical Value	Over Standard (dB)*
Insertion Loss	5.0%
NEXT	1.5
PSNEXT	4.0
ACR	5.0
PSACR	7.0
ELFEXT	4.0
PSELFEXT	7.0
Return Loss	3.0

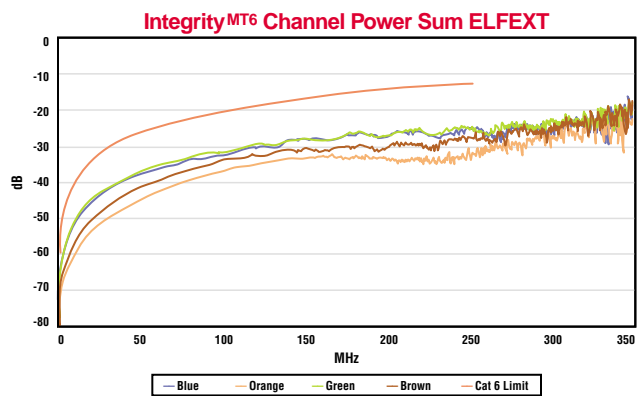
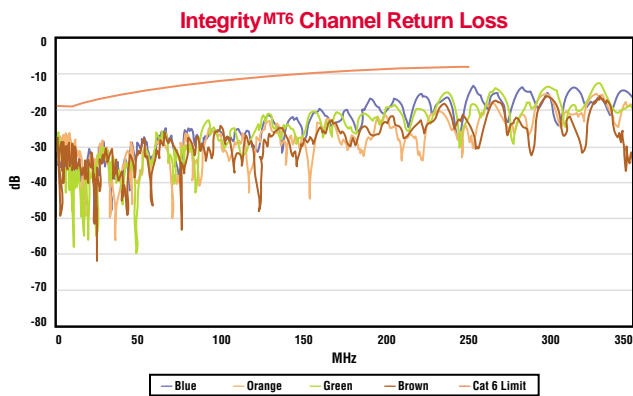
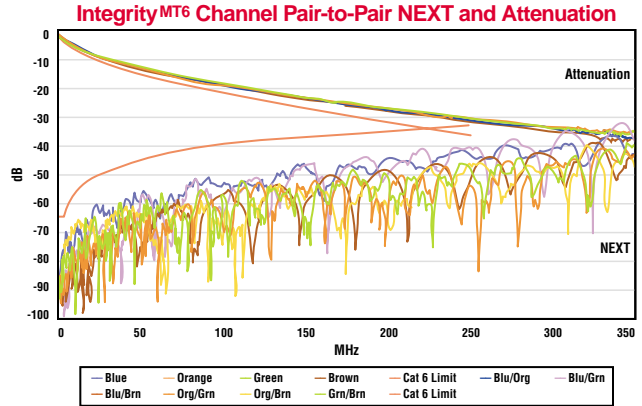
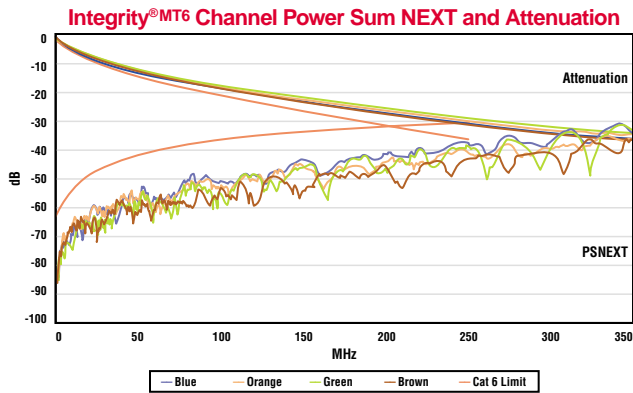
\*See Integrity<sup>MT6</sup> channel warranty documentation for additional information.

### Guaranteed Headroom Integrity<sup>MT6</sup>\*

Frequency (MHz)	TIA/EIA Cat 6 Limit Insertion Loss	Guaranteed Performance Insertion Loss Margin	TIA/EIA Cat 6 Limit NEXT (db)	Guaranteed Performance NEXT (db)	TIA/EIA Cat 6 Limit ACR	Guaranteed Performance ACR	TIA/EIA Cat 6 Limit Return Loss	Guaranteed Performance Return Loss
10.0	6.3	5.0%	56.6	58.1	50.3	55.3	19.0	22.0
20.0	9.0	5.0%	51.6	53.1	42.6	47.6	17.5	20.5
31.25	11.4	5.0%	48.4	49.9	37.0	42.0	16.5	19.5
62.5	16.5	5.0%	43.4	44.9	26.9	31.9	14.0	17.0
100.0	21.3	5.0%	39.9	41.4	18.6	23.6	12.0	15.0
155.0	27.2	5.0%	36.7	38.2	9.5	14.5	10.1	13.1
200.0	31.5	5.0%	34.8	36.3	3.3	8.3	9.0	12.0
250.0	35.9	5.0%	33.1	34.6	-2.8	2.2	8.0	11.0

Frequency (MHz)	TIA/EIA Cat 6 Limit PSNEXT	Guaranteed Performance PSNEXT	TIA/EIA Cat 6 Limit PSACR	Guaranteed Performance PSACR	TIA/EIA Cat 6 Limit ELFEXT	Guaranteed Performance ELFEXT	TIA/EIA Cat 6 Limit PSELFEXT	Guaranteed Performance PSELFEXT
10.0	54.0	58.0	47.7	54.7	43.3	47.3	40.3	47.3
20.0	49.0	53.0	40.0	47.0	37.2	41.2	34.2	41.2
31.25	45.7	49.7	34.3	41.3	33.4	37.4	30.4	37.4
62.5	40.6	44.6	24.1	31.1	27.3	31.3	24.3	31.3
100.0	37.1	41.1	15.8	22.8	23.3	27.3	20.3	27.3
155.0	33.8	37.8	6.6	13.6	19.5	23.5	16.5	23.5
200.0	31.9	35.9	0.4	7.4	17.2	21.2	14.2	21.2
250.0	30.2	34.2	-5.7	1.3	15.3	19.3	12.3	19.3



Individual test results may vary.

### Integrity<sup>MT6</sup> Solution Part Numbers\*

Approved Cable Type	Part Number	Description
MediaTwist <sup>®</sup> UTP, 4-pr., CMR	1872A	Non-plenum, Enhanced Cat 6, Bonded-Pair, Polyolefin Insulation, PVC Jacket (Red, Orange, Yellow, Green, Blue, Gold, Violet, Black, White or Dark Gray)
MediaTwist, UTP, 4-pr., CMP	1874A	Plenum, Enhanced Cat 6, Bonded-Pair, FEP Teflon <sup>®</sup> Insulation, Flamarrest <sup>®</sup> Jacket (Red, Orange, Yellow, Green, Blue, Natural, Gold, Violet, Black, White or Dark Gray)

Approved for Work Area	Part Number	Description
MINI-COM <sup>®</sup> TX-6 <sup>™</sup> PLUS Jack Module	CJ688TP**	Cat 6
Patch Cord	UTPSPI****	Cat 6

Note: For \*\* substitute color code. For ++ substitute cord length. Jack Module Colors: Off White (IW), Blue (BU), Gray (IG), Black (BL), Yellow (YL), Ivory (EI), White (WH), Orange (OR), Red (RD), Green (GR), Violet (VL). Patch Cord Colors: Off White (Unspecified), Black (BL), Blue (BU), Yellow (YL), Red (RD), Green (GR). Patch Cord Lengths (in feet): 3', 5', 7', 10', 14', 20'.

Approved for Telecommunications Room	Part Number	Description
DP6 <sup>™</sup> PLUS Patch Panel	DP24688TP	Cat 6, 24-port
DP6 PLUS Patch Panel	DP48688TP	Cat 6, 48-port
DP6 PLUS Patch Panel	DP96688TP	Cat 6, 96-port
MINI-COM TX-6 PLUS Jack Module	CJ688TP**	Cat 6
Patch Cord	UTPSPI****	Cat 6

Note: For \*\* substitute color code. For ++ substitute cord length. Jack Module Colors: Off White (IW), Blue (BU), Gray (IG), Black (BL), Yellow (YL), Ivory (EI), White (WH), Orange (OR), Red (RD), Green (GR), Violet (VL). Patch Cord Colors: Off White (Unspecified), Black (BL), Blue (BU), Yellow (YL), Red (RD), Green (GR). Patch Cord Lengths (in feet): 3', 5', 7', 10', 14', 20'.

Approved Consolidation Point	Part Number	Description
GIGA-PUNCH <sup>™</sup> Punchdown System	GPKBW**	Cat 6, Termination Kit

Note: For High Density Blocks: substitute \*\* with 144 for number of pairs per base. For Standard Density Blocks: substitute \*\* with 72 for number of ports per base.

\*See Integrity<sup>MT6</sup> channel warranty documentation for additional information.

Note: System must be registered with the Integrity Warranty Program Manager to activate warranty. All terms and conditions of the Integrity System Warranty Program apply.

For more information on the Integrity<sup>MT6</sup> Structured Cabling System call 800-762-9559 or visit the Integrity Web site: [www.integrityscs.com](http://www.integrityscs.com)



Structured Cabling System